

Scaled data based on original data using  
LM-79-08 Approved Method: Electrical and Photometric Measurements of Solid-  
State Lighting Products

Test Report Prepared for  
Cooper Lighting Solutions  
(formerly Eaton)

Brand: INVUE

Report Number: P675192

Luminaire Tested: **CCW-SA-1E-840-U-T4FT**

Issue Date: 04/25/2023



**Test Information**

Test Method: LM-79-08  
Report Number: P675192  
Test Lab: INNOVATION CENTER(G1)  
Issue Date: 04/25/2023  
Manufacturer: COOPER LIGHTING SOLUTIONS (FORMERLY EATON)  
Product Line: INVUE  
Catalog Number: CCW-SA-1E-840-U-T4FT  
Description: INVUE CLEAR CURVE Wall Pack MOUNT LIGHT SQUARE LUMINAIRE @1050mA w/  
T4FT distribution lens  
Light Source: (16) 4000K CCT, 80 CRI LEDs  
Ballast/Driver: ELECTRONIC DRIVER

**Summary**

Lumens per Lamp: N/A  
Luminaire Lumens: 5825.7 lumens  
Efficiency: N/A  
Efficacy: 103.8 lumens/watt  
Luminous Opening: Rectangular (W 1' x L: 0.5' x H: 0')  
IES Classification: Type IV - Short  
BUG Rating: B1 - U0 - G2

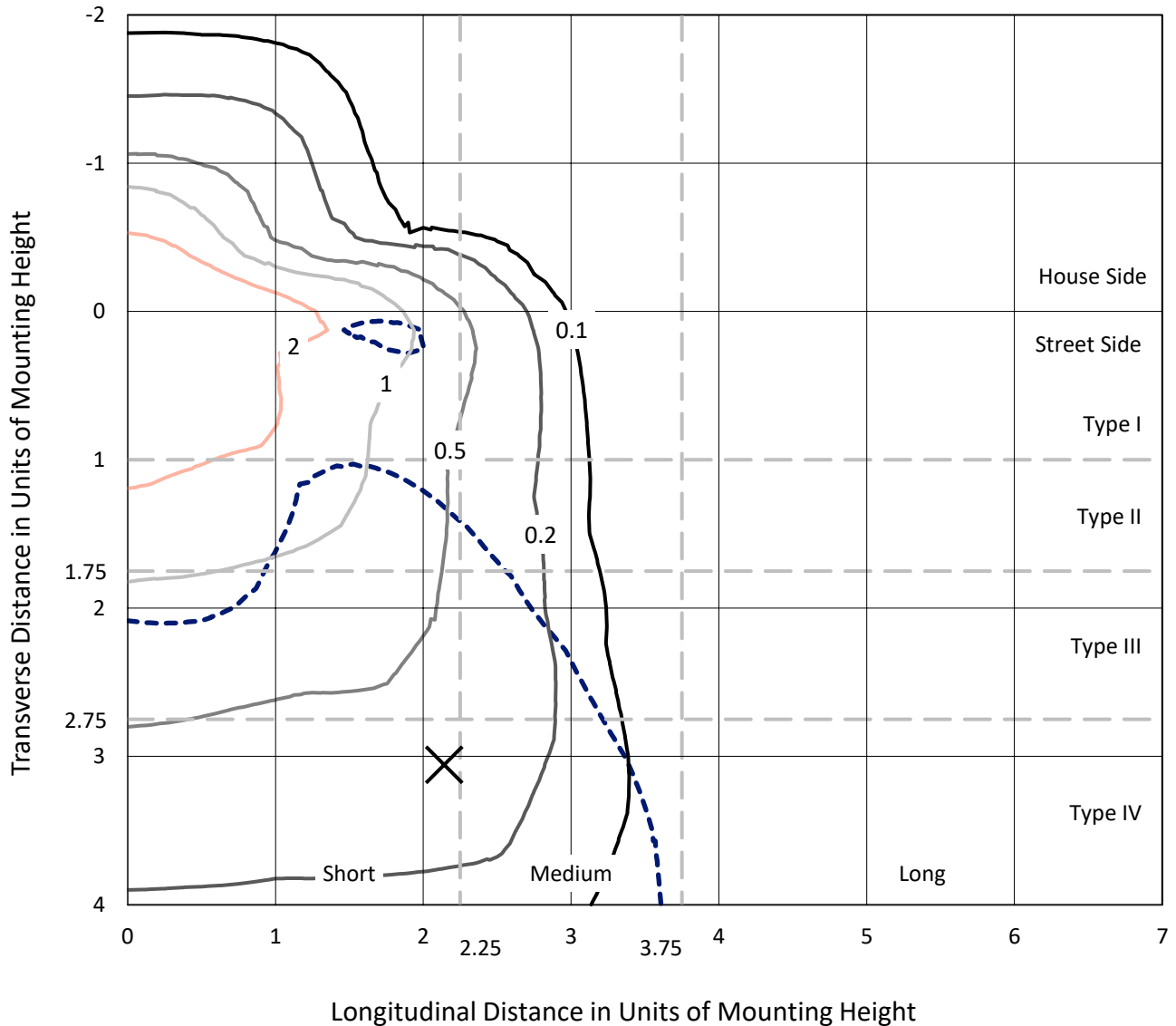
Input Watts (W): 56.1  
Input Voltage (V): 120  
Input Current (A<sub>in</sub>): NR  
Voltage Rise (V): NR  
Power Factor: NR  
Total Harmonic Distortion (THDi): NR  
Frequency (hertz): 60  
Stabilization Time: NR  
Operation Time: NR  
Ambient Temperature (°C): NR  
Test Distance: 25 FT



REPORT NUMBER: P675192  
 CATALOG NUMBER: CCW-SA-1E-840-U-T4FT

### Iso-Footcandle Lines of Horizontal Illumination

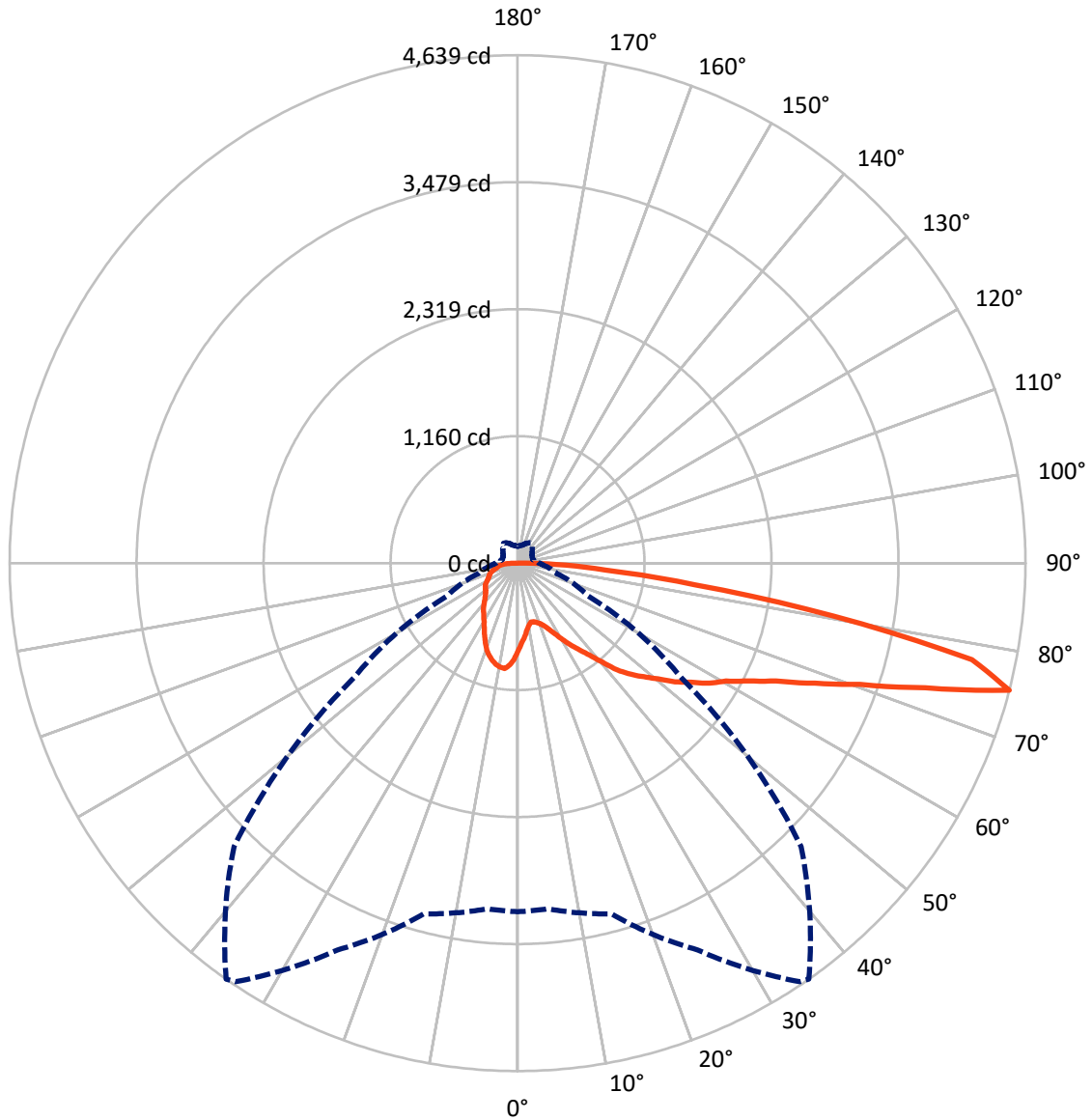
× Max cd  
 - - - 1/2 Max cd



Based on 15 foot mounting height. Maximum calculated value = 4.2 fc  
 Type IV - Short - N/A

REPORT NUMBER: P675192  
CATALOG NUMBER: CCW-SA-1E-840-U-T4FT

### Luminous Intensity Polar Plot



— Vertical Plane Through 35-Deg Lateral    - - - Horizontal Cone Through 75-Deg Vertical

REPORT NUMBER: P675192  
 CATALOG NUMBER: CCW-SA-1E-840-U-T4FT

**FLUX DISTRIBUTION:**

		Downward	Upward	Total
<b>House Side</b>	Lumens	1338.9	0.0	1338.9
	% Fixture	23.0	0.0	23.0
<b>Street Side</b>	Lumens	4486.8	0.0	4486.8
	% Fixture	77.0	0.0	77.0
<b>Total</b>	Lumens	5825.7	0.0	5825.7
	% Fixture	100.0	0.0	100.0

**Coefficient of Utilization**

**ZONAL LUMENS:**

Zone	Lumens	% Fixture
0°-10°	76.0	1.3
10°-20°	220.7	3.8
20°-30°	366.3	6.3
30°-40°	542.9	9.3
40°-50°	782.8	13.4
50°-60°	1076.5	18.5
60°-70°	1329.7	22.8
70°-80°	1216.5	20.9
80°-90°	214.2	3.7
90°-100°	0.0	0.0
100°-110°	0.0	0.0
110°-120°	0.0	0.0
120°-130°	0.0	0.0
130°-140°	0.0	0.0
140°-150°	0.0	0.0
150°-160°	0.0	0.0
160°-170°	0.0	0.0
170°-180°	0.0	0.0
0°-90°	5825.7	100.0
0°-180°	5825.7	100.0



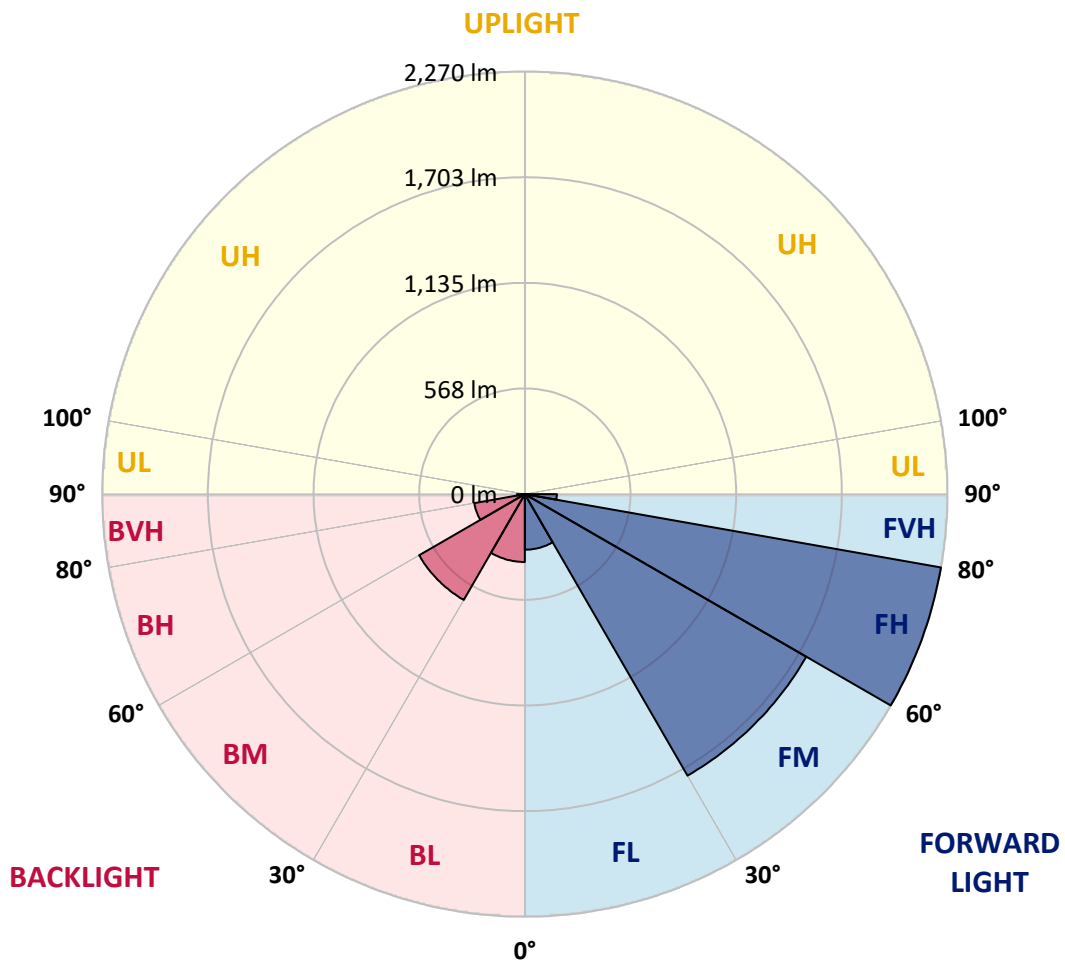
REPORT NUMBER: P675192  
 CATALOG NUMBER: CCW-SA-1E-840-U-T4FT

**LUMINAIRE CLASSIFICATION SYSTEM LUMEN TABLE AND BUG RATING:**

Zone	Lumens	% Fixture	Zone Rating/Lumen Limit		
			B	U	G
FL (0°-30°)	298.6	5.1			
FM (30°-60°)	1746.2	30.0			
FH (60°-80°)	2270.1	39.0			G2/5000
FVH (80°-90°)	171.9	3.0			G2/225
BL (0°-30°)	364.4	6.3	B1/500		
BM (30°-60°)	656.1	11.3	B1/1000		
BH (60°-80°)	276.1	4.7	B1/500		G1/500
BVH (80°-90°)	42.3	0.7			G1/100
UL (90°-100°)	0.0	0.0		U0/0	
UH (100°-180°)	0.0	0.0		U0/0	

**BUG Rating: B1-U0-G2**

Type IV Short





REPORT NUMBER: P675192

CATALOG NUMBER: CCW-SA-1E-840-U-T4FT

**CANDELA DISTRIBUTION (FULL):**

	0°	5°	15°	25°	34°	35°	45°	55°	65°	75°	85°
0°	798.1	798.1	798.1	798.1	798.1	798.1	798.1	798.1	798.1	798.1	798.1
2.5°	723.1	716.6	723.1	727.3	727.3	727.3	733.8	753.1	766.0	774.5	789.6
5°	648.0	650.1	654.4	665.1	671.6	675.9	686.6	710.2	729.5	757.4	789.6
7.5°	581.4	585.7	592.2	602.9	617.9	615.8	639.4	671.6	708.0	744.5	791.7
10°	547.1	555.7	557.8	560.0	575.0	575.0	607.2	643.7	688.7	735.9	791.7
12.5°	553.6	553.6	547.1	545.0	553.6	551.4	579.3	622.2	671.6	738.1	800.3
15°	572.9	572.9	560.0	547.1	560.0	555.7	579.3	613.6	671.6	740.2	817.5
17.5°	598.6	600.8	585.7	564.3	568.6	570.7	587.9	620.1	671.6	744.5	841.1
20°	650.1	639.4	615.8	581.4	596.5	590.0	615.8	643.7	684.4	761.7	875.4
22.5°	695.2	695.2	650.1	620.1	622.2	622.2	645.8	669.4	703.7	785.3	901.1
25°	768.1	763.8	708.0	663.0	667.3	669.4	682.3	710.2	735.9	798.1	933.3
27.5°	860.4	849.6	793.9	742.4	725.2	731.6	738.1	759.5	766.0	819.6	971.9
30°	959.1	944.0	896.8	815.3	806.7	808.9	798.1	811.0	802.4	853.9	1010.6
32.5°	1021.3	1021.3	976.2	916.2	892.6	892.6	856.1	864.7	864.7	886.1	1079.2
35°	1074.9	1070.6	1040.6	995.5	980.5	971.9	935.5	948.3	926.9	948.3	1175.8
37.5°	1156.5	1143.6	1130.7	1100.7	1070.6	1064.2	1044.9	1053.5	1023.4	1012.7	1285.2
40°	1250.9	1244.4	1231.6	1218.7	1188.6	1186.5	1165.0	1173.6	1141.4	1100.7	1394.6
42.5°	1390.3	1371.0	1330.2	1319.5	1326.0	1334.5	1326.0	1310.9	1253.0	1201.5	1512.6
45°	1529.8	1499.7	1422.5	1405.3	1454.7	1448.3	1484.7	1478.3	1383.9	1302.4	1637.1
47.5°	1619.9	1594.2	1531.9	1521.2	1542.7	1551.2	1660.7	1641.4	1491.2	1394.6	1757.2
50°	1684.3	1686.4	1604.9	1632.8	1660.7	1660.7	1798.0	1795.8	1622.0	1508.3	1913.8
52.5°	1778.7	1748.6	1714.3	1740.1	1778.7	1800.1	1969.6	1922.4	1703.6	1604.9	2089.8
55°	1828.0	1815.1	1785.1	1830.2	1911.7	1922.4	2102.6	2066.2	1795.8	1718.6	2270.0
57.5°	1847.3	1858.1	1907.4	1926.7	2040.4	2068.3	2222.8	2171.3	1881.7	1860.2	2409.5
60°	1933.2	1918.1	1984.6	2061.9	2171.3	2186.3	2373.0	2261.4	1965.3	1952.5	2454.5
62.5°	2106.9	2068.3	2104.8	2197.1	2349.4	2368.7	2531.8	2381.6	2001.8	2014.7	2452.4
65°	2360.1	2332.2	2278.6	2351.5	2566.1	2594.0	2718.4	2484.6	1991.1	1993.2	2278.6
67.5°	2658.4	2613.3	2557.5	2602.6	2864.3	2928.7	2945.9	2529.6	1916.0	1873.1	1853.8
70°	2920.1	2890.1	2853.6	2930.8	3295.6	3319.2	3229.1	2501.7	1707.9	1504.0	1235.8
72.5°	3164.7	3149.7	3171.1	3460.8	3879.2	3894.2	3495.1	2325.8	1349.6	911.9	575.0
75°	3184.0	3169.0	3317.0	3898.5	4610.8	4638.7	3660.3	1823.7	712.3	371.2	242.4
77.5°	2156.3	2201.3	2478.1	3413.6	4235.3	4241.8	2993.1	847.5	293.9	218.8	169.5
80°	530.0	587.9	933.3	1765.8	2855.7	2926.5	1639.2	285.4	193.1	167.4	126.6
82.5°	193.1	210.3	379.8	798.1	1604.9	1632.8	572.9	154.5	139.5	128.7	92.3
85°	92.3	94.4	180.2	392.6	811.0	802.4	206.0	92.3	100.8	88.0	55.8
87.5°	38.6	38.6	79.4	182.4	358.3	347.6	66.5	42.9	57.9	51.5	27.9
90°	0.0	0.0	0.0	0.0	0.0	0.0	0.0	0.0	0.0	0.0	0.0



REPORT NUMBER: P675192  
 CATALOG NUMBER: CCW-SA-1E-840-U-T4FT

**CANDELA DISTRIBUTION (continued):**

	90°	95°	105°	115°	125°	135°	145°	155°	165°	175°	180°
0°	798.1	798.1	798.1	798.1	798.1	798.1	798.1	798.1	798.1	798.1	798.1
2.5°	800.3	804.6	821.7	834.6	847.5	858.2	875.4	875.4	886.1	886.1	886.1
5°	798.1	821.7	849.6	879.7	899.0	918.3	935.5	937.6	944.0	952.6	954.8
7.5°	806.7	830.3	875.4	918.3	941.9	950.5	971.9	965.5	965.5	965.5	971.9
10°	823.9	849.6	911.9	950.5	967.6	969.8	963.4	959.1	946.2	941.9	935.5
12.5°	836.8	881.8	944.0	974.1	967.6	961.2	946.2	924.7	909.7	905.4	905.4
15°	869.0	914.0	971.9	982.7	971.9	937.6	918.3	894.7	881.8	862.5	871.1
17.5°	896.8	948.3	999.8	987.0	965.5	911.9	884.0	849.6	832.5	811.0	811.0
20°	933.3	980.5	1025.6	991.2	944.0	886.1	841.1	798.1	774.5	753.1	757.4
22.5°	974.1	1017.0	1040.6	974.1	911.9	845.4	783.1	742.4	712.3	699.5	703.7
25°	1006.3	1053.5	1049.2	946.2	873.2	793.9	725.2	686.6	680.1	667.3	667.3
27.5°	1047.0	1096.4	1042.7	911.9	808.9	712.3	669.4	654.4	654.4	648.0	652.3
30°	1100.7	1135.0	1027.7	862.5	727.3	639.4	617.9	626.5	641.5	635.1	637.2
32.5°	1188.6	1184.3	1014.9	806.7	641.5	568.6	583.6	600.8	613.6	620.1	624.4
35°	1274.5	1246.6	999.8	731.6	562.1	534.2	547.1	566.4	590.0	596.5	598.6
37.5°	1360.3	1310.9	974.1	639.4	512.8	504.2	517.1	527.8	547.1	551.4	555.7
40°	1450.4	1353.8	929.0	549.3	472.0	472.0	480.6	482.8	493.5	499.9	504.2
42.5°	1529.8	1394.6	847.5	465.6	429.1	444.1	446.3	442.0	433.4	437.7	439.8
45°	1626.3	1439.7	753.1	405.5	396.9	416.2	420.5	403.4	388.3	379.8	375.5
47.5°	1720.7	1486.9	671.6	356.2	366.9	396.9	396.9	377.6	351.9	330.4	321.8
50°	1806.6	1534.1	605.0	326.1	336.9	381.9	386.2	349.7	321.8	296.1	291.8
52.5°	1950.3	1613.5	536.4	302.5	319.7	371.2	369.0	336.9	300.4	272.5	270.3
55°	2076.9	1692.8	446.3	278.9	302.5	356.2	362.6	324.0	274.6	248.9	244.6
57.5°	2169.2	1712.2	356.2	255.3	285.4	339.0	347.6	298.2	257.5	236.0	233.9
60°	2186.3	1637.1	289.7	236.0	261.8	315.4	321.8	283.2	244.6	227.4	223.1
62.5°	2106.9	1493.3	246.7	218.8	242.4	291.8	304.7	266.0	231.7	216.7	214.6
65°	1926.7	1283.0	216.7	203.8	229.6	274.6	289.7	253.2	221.0	208.1	206.0
67.5°	1525.5	984.8	193.1	193.1	212.4	257.5	278.9	244.6	210.3	201.7	199.5
70°	997.7	592.2	175.9	178.1	199.5	242.4	266.0	233.9	197.4	195.2	191.0
72.5°	429.1	272.5	156.6	163.1	180.2	216.7	246.7	218.8	182.4	175.9	169.5
75°	197.4	165.2	141.6	145.9	160.9	191.0	223.1	201.7	169.5	158.8	152.3
77.5°	139.5	120.2	118.0	126.6	137.3	165.2	197.4	188.8	156.6	148.0	143.8
80°	103.0	92.3	98.7	107.3	113.7	152.3	186.7	173.8	143.8	130.9	124.4
82.5°	72.9	68.7	77.2	85.8	92.3	133.0	171.6	152.3	120.2	109.4	98.7
85°	42.9	45.1	53.6	57.9	64.4	98.7	143.8	122.3	92.3	70.8	68.7
87.5°	19.3	19.3	25.7	27.9	32.2	57.9	96.6	77.2	57.9	45.1	42.9
90°	0.0	0.0	0.0	0.0	0.0	0.0	0.0	0.0	0.0	0.0	0.0

(END OF REPORT)